

# ROLLTRAK

**DOOR & WINDOW SPECIALISTS**

## FLYSCREEN LIFT TAB

Model Number:

R3770, R3770B100, R3775 & RFSR017

Tools required:

Spline roller.

### Step 1

Peel back the rubber spline.

### Step 2

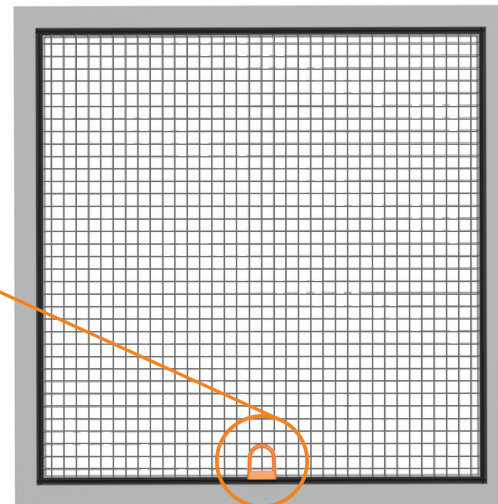
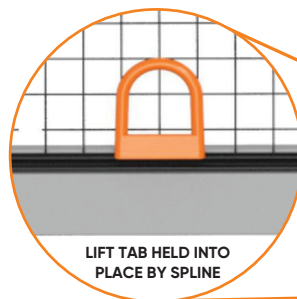
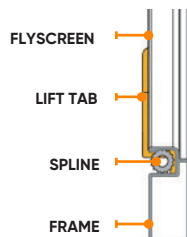
Remove the broken lift tab.

### Step 3

Insert new lift tab as shown.

### Step 4

Roll back the spline using a Rolltrak spline roller (R3531 or R3532).



**SCAN FOR INSPIRATION  
AND HANDY TIPS:**



**CONNECT WITH US!  
ROLLTRAK.COM.AU**