

# ROLLTRAK

DOOR & WINDOW SPECIALISTS

## FLYSCREEN SWIVEL CLIP ZINC - FLUSHED

Model Number:	Tools required:
R3736Z	Phillip head screwdriver.

### Step 1

Place swivel clip on the window frame next to the flyscreen, approx. 100mm from each corner.

### Step 2

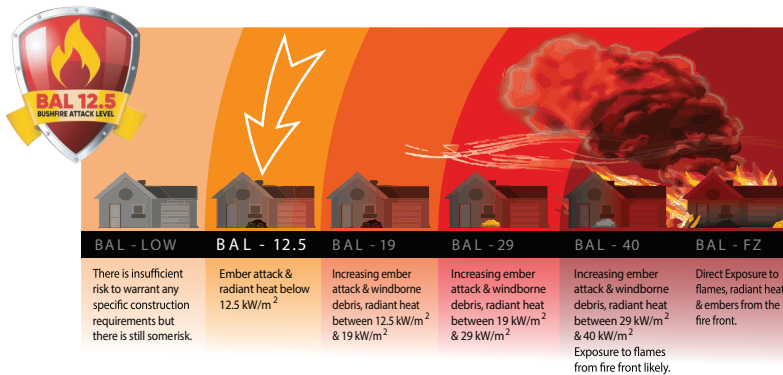
A minimum of 4 swivels per flyscreen should be used.

### Step 3

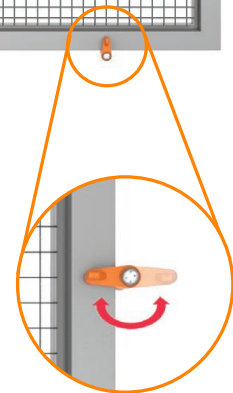
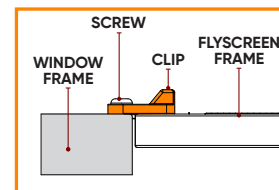
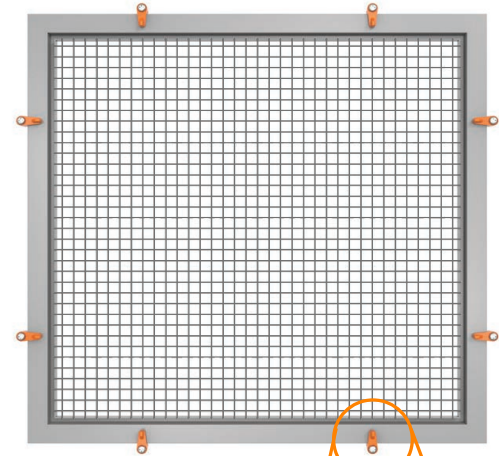
Screw the swivel clip to the window frame using 25mm x 8g self-tappers.

### Step 4

Rotate the swivel clips to remove the flyscreen.



### Bushfire Attack Level (BAL)



SCAN FOR INSPIRATION  
AND HANDY TIPS:



CONNECT WITH US!  
ROLLTRAK.COM.AU