

ROLLTRAK

DOOR & WINDOW SPECIALISTS

FLYSCREEN SWIVEL CLIP ZINC - OFFSET 11MM

Model Number:	Tools required:
R3726Z	Phillip head screwdriver.

Step 1

Place swivel clip on the window frame next to the flyscreen, approx. 100mm from each corner.

Step 2

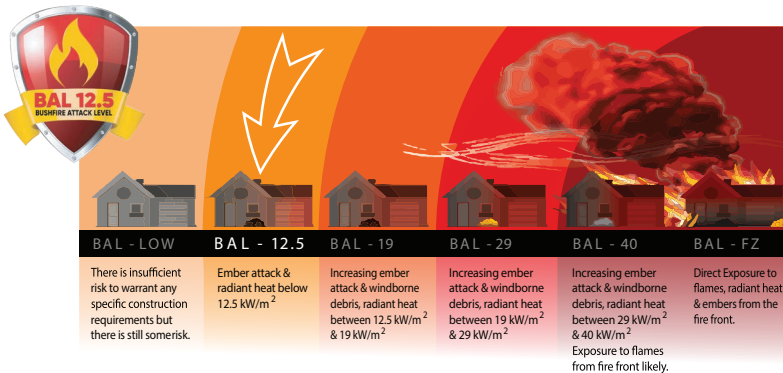
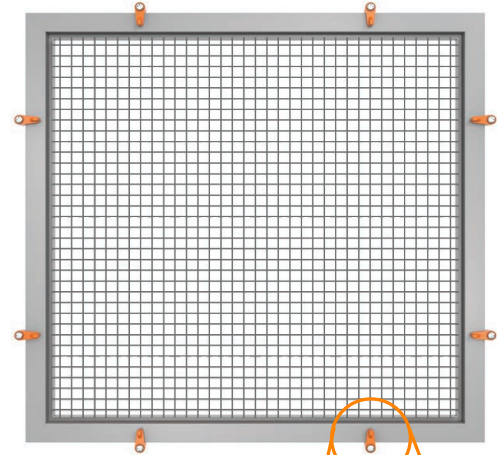
A minimum of 4 swivels per flyscreen should be used.

Step 3

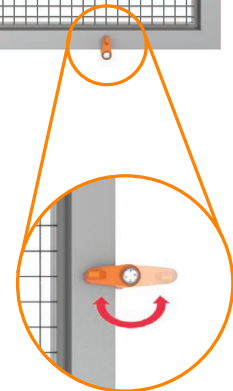
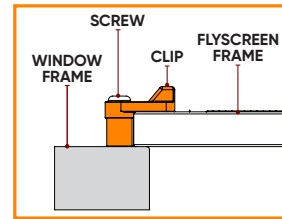
Screw the swivel clip to the window frame using 25mm x 8g self-tappers.

Step 4

Rotate the swivel clips to remove the flyscreen.



Bushfire Attack Level (BAL)



SCAN FOR INSPIRATION AND HANDY TIPS:



**CONNECT WITH US!
ROLLTRAK.COM.AU**